



District Report Card: 2017


State: Jammu And Kashmir	District: Doda
Class: 8	Subject: Science
Schools: 51	Students: 710


Participation/Coverage


Students

<div>GENDER</div> <div></div>	Boys			Girls			
	Number		%	Number		%	
	383		53.94	327		46.06	

<div>AREA</div> <div></div>	Rural			Urban			
	Number		%	Number		%	
	669		94.23	41		5.77	

<div>CATEGORY</div> <div></div>	SC		ST		OBC		GEN	
	Number	%	Number	%	Number	%	Number	%
	114	16.06	88	12.39	38	5.35	470	66.20

<div>CWSN</div> <div></div>	LD	VI	HI	S&LD	ID	Oth
	0	3	0	4	0	2

<div>Management</div> <div></div>	Government			Government-aided		
	Number		%	Number		%
	710		100.00	0		0.00

Average Performance of Students in Science (%)

Overall	Gender		Area		Management		Social Group			
	Male	Female	Rural	Urban	Govt.	Aided	SC	ST	OBC	GEN
34.85	34.60	35.15	34.32	43.58	34.85	0.00	34.39	33.33	21.93	36.30

Performance on Learning Outcomes (LOs)

Learning Outcomes	Description	Average Performance(%)
SCI703	Classifies materials and organisms based on properties/characteristics	36.05
SCI704	Conducts simple investigation to seek answers to queries	31.53
SCI705	Relates processes and phenomenon with causes	28.25
SCI708	Measures and calculates e.g., temperature; pulse rate; speed of moving objects; time period of a simple pendulum, etc.	46.20
SCI710	Plots and interprets graphs	24.28
SCI711	Constructs models using materials from surroundings and explains their working	32.11
SCI801	Differentiates materials, organism and processes	40.79
SCI804	Relates processes and phenomenon with causes	38.38
SCI805	Explains processes and phenomenon	33.65
SCI807	Measures angles of incidence and reflection, etc.	38.87
SCI811	Applies learning of scientific concepts in day-to-day life	28.33
SCI813	Makes efforts to protect environment	42.39

Range of Performance of Students who Answered Correctly							
Below 30%		30% - 50%		50% - 75%		Above 75%	
Number	%	Number	%	Number	%	Number	%
336	47.32	227	31.97	121	17.04	26	3.66

Lowest Performing Learning Outcomes (LOs)

- 1 - Plots and interprets graphs (24.28)
- 2 - Relates processes and phenomenon with causes (28.25)
- 3 - Applies learning of scientific concepts in day-to-day life (28.33)
- 4 - Conducts simple investigation to seek answers to queries (31.53)
- 5 - Constructs models using materials from surroundings and explains their working (32.11)